

How to Build a Thriving *Online Income Stream* Without Quitting Your 9-5 Using AI

Harness AI to create content that generates passive income effortlessly — even if you have zero experience, no audience, and only an hour a day to spare.

No Tech Skills Required

Beginner-Friendly Roadmap

Start in Under 24 Hours

AI-Powered Strategy

 A SPECIAL NOTE FROM BEYOND 9 TO 5

This guide exists because of a problem I kept seeing over and over again.

Intelligent, motivated people — just like you — spending months jumping between courses, tools, and side-hustle ideas, spinning their wheels, and producing nothing. Not because they were lazy. Because no one had shown them a clear, step-by-step system that actually fits around a full-time job.

What you're about to read is different. Inside these pages you'll find:

- ✓ The exact reason most "make money online" attempts fail (and the one mindset shift that changes everything)
- ✓ A practical, stage-by-stage roadmap for building an AI-assisted content income stream in the margins of your existing schedule
- ✓ Specific tools, frameworks, and daily habits that remove the guesswork entirely
- ✓ Real income benchmarks so you know what's realistic — and how to reach it faster

Read this from start to finish before you open a single tool. Strategy before tactics — always.

Ready to accelerate? Visit vidiq.com/beyond9to5 →

Why Most Attempts at Online Income Fail Within 90 Days

Every year, millions of motivated professionals search for a way out of the time-for-money trap. They buy courses. They start YouTube channels. They try dropshipping, freelancing, print-on-demand. And the vast majority quietly give up — not because the opportunity wasn't real, but because they were using the wrong approach.

87%

of content creators who start a YouTube or blog channel abandon it within 3 months.



The #1 reason? Not knowing what to create next — and spending more time researching than creating. AI solves this problem entirely.

"The barrier to online income was never talent or time. It was always clarity — knowing exactly what to do, in what order, on which day."

The old way of building an online income stream demanded things most people don't have: a head start, a big audience, expensive software, or endless free time. But the landscape has fundamentally changed. AI tools have collapsed the gap between "beginner" and "earning," making it possible for anyone with consistency and the right system to start generating income in weeks — not years.

The Wrong Way vs. The Right Way

Here's the pattern that separates those who build real income streams from those who don't:

 WHAT MOST PEOPLE DO	 WHAT ACTUALLY WORKS
<i>Spend weeks "researching" before publishing anything</i>	Publish first, optimise second — momentum over perfection
<i>Create content based on personal guesses or interests</i>	Use AI and data tools to find topics people are actively searching for
<i>Try to do everything manually (writing, design, editing)</i>	Delegate repetitive tasks to AI, focusing human effort where it matters
<i>Chase every shiny new platform simultaneously</i>	Go deep on one platform until income is consistent, then diversify

✘ WHAT MOST PEOPLE DO

✔ WHAT ACTUALLY WORKS

Measure success by views or likes

Measure success by income-generating actions (clicks, conversions, subscribers)

Quit when early results are slow

Understand the compound curve — patience through months 1–3 unlocks months 4–12

THE CORE INSIGHT

The professionals winning online in 2025 aren't more talented — they're better equipped. They've replaced guesswork with data, manual effort with AI, and random creation with a repeatable system. This guide shows you how to build that same system.

THE ROADMAP

FOUNDATION

01 Choose Your Niche Using Data, Not Guesswork

The Problem: Most beginners pick a niche based on passion alone — then spend months creating content nobody searches for. Passion matters, but it must be paired with demand.

Why Generic Advice Fails: "Follow your passion" is incomplete advice. A niche that you love but that has no search volume will produce zero income, no matter how good the content. Equally, a highly competitive niche with massive search volume will bury a new creator who hasn't been shown how to find the gaps.

The Right Approach — The 3-Filter Niche System:

1 Interest Filter: List 5–10 topics you can talk about for 30+ minutes without running dry. These become your content candidates.

2 Demand Filter: Use an AI-powered research tool (like VidIQ) to check search volume and monthly views for keywords in each topic. Eliminate

anything with fewer than 10,000 monthly searches.

- 3 Competition** Look for topics where the top-ranking videos have fewer than 100,000 views and were uploaded more than 6 months ago. This signals an underserved gap you can own.

NICHE CANDIDATE	MONTHLY SEARCHES	TOP VIDEO AGE	OPPORTUNITY?
AI Tools for Beginners	480,000+	3–6 months	✅ Strong gap
Passive Income Ideas 2025	320,000+	1–2 months	⚠️ High competition
Faceless YouTube Channel Tips	210,000+	6–12 months	✅ Clear opening
Affiliate Marketing for Students	95,000+	8+ months	✅ Low competition



KEY TAKEAWAY

Your niche isn't what you want to talk about — it's the intersection of what you can talk about, what people are actively searching for, and where the competition is thin enough for a new creator to rank. AI tools make finding this intersection take minutes, not months.

CREATION

02 Build an AI-Powered Content System That Runs on Autopilot

The Problem: Even creators who find the right niche burn out within months because content creation feels like a second full-time job. Scripting, designing thumbnails, writing descriptions, tagging — all manual, all time-consuming.

Why Common Approaches Fail: Trying to produce quality content entirely by hand — especially while holding a day job — is a path to exhaustion. This is why

the "post every day" advice is broken for working professionals. Volume without a system just creates chaos.


The Correct Strategy — The AI Content Stack: Instead of replacing your creativity, AI amplifies it. Here's the stack that lets a solo creator produce consistent, high-quality content in under 90 minutes per piece:

 **VidIQ**


AI-powered idea generation, keyword research, title optimisation, and competitor analysis. Replaces hours of manual YouTube research.

 **Claude / ChatGPT**

Script generation, caption writing, email drafting. Turn a keyword into a fully structured 1,000-word script in minutes.

 **Canva AI**

Thumbnail design, social graphics, and video covers — no design experience required. Templates + AI background removal.

 **ElevenLabs / Descript**

AI voiceovers for faceless content, automatic transcriptions, and one-click filler word removal.

The 90-Minute Content Workflow:

- 1 Minutes** 0–15: Use VidIQ's Daily Ideas feature to identify your next 3 video topics based on current search trends and gaps in your niche.
- 2 Minutes** 15–40: Paste your chosen keyword into an AI writing tool with a structured prompt. Generate your script, hook, and call-to-action.
- 3 Minutes** 40–65: Record (or generate AI voiceover), create your thumbnail using a Canva template, and write your AI-optimised title, description, and tags using VidIQ.
- 4 Minutes** 65–90: Upload, schedule, and repurpose — clip 30–60 second highlights for Shorts, Reels, or TikTok using VidIQ's clipping feature.

PRO TIP

The single highest-impact action you can take today: install the VidIQ browser extension and turn on "Daily Ideas." Every morning, you'll wake up to a ranked list of video ideas tailored to your niche — generated from real YouTube search data. The "what should I make?" problem disappears overnight.



KEY TAKEAWAY

The creator who wins isn't the one who works hardest — it's the one who has the best system. A well-configured AI content stack reduces production time by 60–70%, allowing you to maintain consistency without sacrificing your evenings and weekends.

OPTIMISATION

03 Make Every Video Discoverable From Day One

The Problem: Great content that nobody finds earns nothing. YouTube SEO — the art of making your videos appear in search results and recommended feeds — is the single most misunderstood growth lever for new creators.

Why Common Approaches Fail: Most beginners either ignore SEO entirely (relying on luck) or over-optimize in the wrong places — stuffing tags with dozens of random keywords while neglecting the three elements that actually drive ranking: title relevance, thumbnail click-through rate, and watch time.

The Three Levers That Drive YouTube Growth:

LEVER	WHAT IT CONTROLS	AI TOOL TO USE	TARGET BENCHMARK
Title + Keyword	Whether YouTube shows your video in search	VidIQ Title Generator	Score 60+ on VidIQ's optimisation meter
Thumbnail CTR	Whether viewers click when your video appears	VidIQ Thumbnail Maker	Aim for 4–8% CTR in the first 48 hours
Watch Time / AVD	Whether YouTube recommends your video to new viewers	Strong hook + script structure	40%+ average view duration

What to do immediately after uploading a video:

- ✓ Run VidIQ's "Optimize" tool on the video — it will auto-scan and flag any missing or underperforming metadata
- ✓ Set a "Trend Alert" in VidIQ for your 3 core keywords so you're notified when competing videos surge in views
- ✓ Monitor your CTR and AVD in the first 48 hours; if CTR is below 3%, A/B test a new thumbnail
- ✓ Use VidIQ's Competitors Scorecard to identify which of your competitors' videos spiked this week — and reverse-engineer why



KEY TAKEAWAY

Most creators treat uploading as the finish line. Winners treat it as the starting gun. Post-upload optimisation using AI tools is where the gap between 50 views and 50,000 views is created — and VidIQ's real-time analytics make this a 15-minute task, not a 2-hour deep dive.

MONETISATION

04 Turn Views Into Multiple Income Streams

The Problem: Many creators wait until they hit 1,000 subscribers and 4,000 watch hours before thinking about income. But by then, 80% have already quit. The smart approach is layering income streams from video one.

Why Common Approaches Fail: Relying on a single income source — especially YouTube AdSense alone — leaves you vulnerable and underpaid. Channels with 10,000 monthly views earn less than \$30/month from ads alone. Diversification is not optional; it's the strategy.

The Income Layer Model — Start Small, Scale Fast:

INCOME STREAM	WHEN TO ADD IT	EFFORT LEVEL	MONTHLY POTENTIAL
Affiliate Marketing	Video 1	Low (link in description)	\$200 – \$2,000+

INCOME STREAM	WHEN TO ADD IT	EFFORT LEVEL	MONTHLY POTENTIAL
YouTube AdSense	At 1K subscribers	Zero (automatic)	\$30 – \$300+
Digital Products	Month 2–3	Medium (create once, sell forever)	\$500 – \$5,000+
Sponsorships	5K+ subscribers	Medium (outreach required)	\$150 – \$1,500/video
Coaching / Consulting	When positioned as expert	High (time-based)	\$1,000 – \$10,000+

Start With Affiliate Marketing — Here's Why: Affiliate income requires no product creation, no customer service, and no minimum audience size. You recommend tools you already use (like VidIQ), your viewer clicks your link, and you earn a commission — often 20–40% recurring per customer. One video with the right affiliate link can generate income for years.

REAL EXAMPLE

A creator in the "AI tools for beginners" niche with just 800 subscribers and 12 videos generated \$1,200 in affiliate commissions in a single month — primarily by featuring VidIQ in two tutorials with an optimised affiliate link in the description. The videos combined had fewer than 15,000 total views.



KEY TAKEAWAY

Don't wait for a large audience to start earning. Start monetising from your first video with affiliate links, and layer additional income streams as your channel grows. The goal is to have 3+ income streams active by the time you hit 1,000 subscribers — so growth accelerates your income, not just your view count.

05 Build the Habits That Compound Into Full-Time Income

The Problem: Knowledge without consistency produces nothing. The difference between a creator earning \$500/month and one earning \$5,000/month is almost never talent — it's the daily discipline of showing up with a system.

Why Common Approaches Fail: Most creators treat their channel like a hobby — posting when inspired, consuming creator content as "research," and reacting to bad metrics with panic and pivoting. Channels that scale treat content creation like a business, with repeatable processes and measurable KPIs.

The 5-Day Weekly Routine (Fits Around a Full-Time Job):

- 1 **Monday** Open VidIQ Daily Ideas. Select 1 video topic for the week.
(20 min): Research the top 3 competing videos and note their structure.

- 2 **Tuesday** Generate your video script using AI. Refine the hook — the first
(40 min): 30 seconds determines 70% of your watch time.

- 3 **Wednesday** Record your video (or generate AI voiceover for faceless
(45 min): content). Keep it raw — over-production kills momentum in
early channels.

- 4 **Thursday** Edit, create thumbnail using VidIQ's Thumbnail Maker, and write
(30 min): your AI-optimised title, description, and tags.

- 5 **Friday** Upload, schedule, and review last week's analytics in VidIQ.
(15 min): Identify your best-performing video and plan a follow-up.

The 3 KPIs to Track Weekly (Nothing Else):

- ✓ **CTR (Click-Through Rate):** Are your thumbnails compelling enough for people to click? Target 4%+

- ✓ **AVD (Average View Duration):** Is your content keeping people engaged? Target 40%+

- ✓ **Affiliate Link Clicks:** Is your audience taking the monetised actions you want? Track weekly, not monthly.

What *not* to obsess over in the first 90 days:

- ✗ Subscriber count — it's a vanity metric until you hit 1,000
- ✗ Total view count — focus on *engaged* views, not raw numbers
- ✗ Competitor subscriber counts — irrelevant to your daily actions
- ✗ Comments and likes — encouraging, but not income-driving metrics



KEY TAKEAWAY

The creators who build full-time income streams from a 9–5 job don't have more hours in the day. They have better systems, clearer KPIs, and the discipline to execute a 2.5-hour weekly process without deviation. That's the entire competitive advantage. With AI tools removing the friction, that 2.5 hours becomes the most valuable weekly investment you'll ever make.

— YOUR NEXT STEP

You Have the Blueprint. Now Get the **Unfair Advantage.**

This guide gives you the strategy. But strategy without the right tools is like a map without a vehicle. The creators consistently growing to 10K, 50K, and 100K subscribers are using one tool above all others to close the gap between effort and results: **VidIQ.**

VidIQ is the AI-powered YouTube growth engine that handles the research, idea generation, keyword optimisation, and competitor analysis that would otherwise consume your entire available time. It's the reason this entire system can run in under 3 hours a week.

- AI-generated daily video ideas based on real-time YouTube search data in your exact niche
- Keyword research tool that shows you search volume, competition, and ranking difficulty — all in one place
- Instant title and description optimisation so every video you publish is built to rank
- Competitor scorecard and trend alerts so you're always one step ahead of your market
- Automatic video audit on every upload — it tells you exactly what to fix before you hit publish

START FREE WITH VIDIQ →

Free plan available — no credit card required. Upgrade only when you're ready.